

# Lamps & Magnifiers

## FOR ARTS & GRAPHICS



daylight  
when light matters

# Content

4	About Us
6	Techne™ Artist & Drafting Lamp (35000)
8	Artist Studio Lamp 2 (31575)
10	Easel Lamp Go (31875)
12	Lumi™ Task Lamp (35500)
14	Luminos™ Table Magnifier (35600)
16	Lightboxes Wafer 1 (35040), 2 (35030), 3 (35020)
18	Electra™ Floor Lamp (35231)
20	Twist 2 Go™ Rechargeable Lamp (35090)
22	MAG Lamp S™ Magnifier (N1200)
24	Halo Go™ Rechargeable Magnifier (25201)
26	DuoPro™ Table (N1550) & Floor (N1560)
28	Smart Go™ Rechargeable Lamp (N1370)
30	Foldi Go™ Rechargeable Table Lamp (35050)
32	Magnificent Pro™ 3-in-1 Magnifying Lamp (25090)
34	Tricolor™ Table Lamp (45200)
36	TriSun™ Light Therapy & Desk Lamp (36401)
38	TwoSun™ Light Therapy & Task Lamp (36201)
40	Slimline 3™ Table Lamp (35108)
42	YoYo™ Magnifier (N1350)
44	Cometa™ Table (35651) & Floor Lamp (35851)
46	Accessories: Slimline Table Base (52107) & Magnifying Arm (91707)
47	Accessories: Professional Floorstand (53060) & 16W LED Bulb (15800)
48	Customer Support



## Transform your work with the right light

AT DAYLIGHT™, OUR **95+ CRI** RATED PRODUCTS PROVIDE LIGHTING THAT IS CLOSEST TO NATURAL DAYLIGHT.

Embrace the importance of high Colour Rendering Index (CRI) for true colour accuracy and vibrant creations with Daylight Lamps.

The brightness is optimised for colour tone differentiation, the light is diffused equally and our lamps can be positioned effortlessly.

Where brilliance meets innovation, our lamps are ingeniously engineered to see true colours, for that ultimate colour experience.



95+ CRI

Standard LED

# About Us

**We create specific task lighting solutions.**

Our lamps are functional and specially designed for the task at hand and have been continuously improved over the years. All our lamps remain true to three guiding principles:



**LIGHT QUALITY**

Natural daylight combined with the right brightness and spread of light



**ERGONOMICS**

Positioning the lamp exactly where the light is needed



**DESIGN**

We create contemporary lamps that look and work perfectly in your home or professional environment



# Techne™

## ARTIST & DRAWING LAMP

(35000)

**The high performance Techne Artist & Drafting Lamp enables you to achieve accurate colour matching**

Specially designed for mounting on an easel, the Techne can also be attached to a drafting table, drawing board or a workbench. It comes with a universal easel metal clamp and a G-clamp for moving it from your easel to your drawing station. The arm provides 360° shade rotation and 320° swivel to direct the light to the specific area you are working on for close-up precision and attention to detail.

### FEATURES

- Wide and even light coverage
- 3 brightness levels
- 360° shade rotation
- 320° shade swivel
- Universal easel clamp
- Drafting and drawing table G-clamp



822  
LUMENS



12W ENERGY  
CONSUMPTION




3,000 LUX  
AT 30CM



25,000 LED  
LIFE HOURS





Press-to-release button  
keeps lamp firmly in position



Wide shade enables  
an extraordinary  
spread of light



Easily adjustable  
brightness using the  
continuous dimmer switch

# Artist Studio Lamp 2™

(31575)

## A versatile lighting solution for artists

The ultimate lamp for medium and large canvasses, sculpting and other creative tasks. An extraordinary spread of pure daylight allows you to work at any time of day or night achieving superb contrast and colour reproduction. The exceptionally bright 95+ CRI Daylight LEDs are highly energy efficient and never need to be replaced. Eliminating multi shadows, the unique diffuser prevents glare and in combination with the fully variable dimmer ensures you get the exact amount of perfect daylight onto your artwork. The ergonomic 3-way shade ensures you can adjust the light precisely where you want it, and the solid weighted metal legs guarantee stability in any situation.

### FEATURES

- 6,000 Lux at 30cm
- 3-way adjustable shade
- Continuous Dimmer Switch
- Adjustable Height
- Unique press-to-release button system
- 1.9m (75") high floor stand for extra-large projects
- Easy assembly solid weighted metal legs
- 95+ CRI to see colours accurately at any time of day or night



1,600  
LUMENS




23W ENERGY  
CONSUMPTION



6,000 LUX  
AT 30CM



25,000 LED  
LIFE HOURS





# Easel Lamp Go™

[31875]



## See every colour on your canvas like never before

Achieve superb colour reproduction with the premium 95+ CRI Daylight LEDs that are highly energy efficient and never need to be replaced. Eliminate shadows and glare with the easy to position shade, get the light exactly where you want it and adjust the brightness with a 3-Step dimmer.

Need light in your art class? Now you can with the internal battery allowing up to 4 hours of continuous and consistent brightness. Easel Lamp Go™ - the perfect painting companion.

### FEATURES

- 1,000 Lux at 30cm
- Rechargeable Battery
- 3-Step Dimmer
- Detachable Head
- Battery Indicators
- 95+ CRI to see colours accurately at any time of day or night



315  
LUMENS




5W ENERGY  
CONSUMPTION



1,000 LUX  
AT 30CM



25,000 LED  
LIFE HOURS



Flexible arm for easy  
adjustment



Detachable head  
provides convenience  
during mobility



Clamp ensures stability





Wide shade for  
large areas

Adjustable head  
and arm

Space saving  
table clamp

# Lumi™

## TASK LAMP

(35500)

### Make your work shine bright with the Lumi Task Lamp

Move and rotate the Lumi vertically, horizontally and laterally to get the perfect position for your task at hand. Ideal for drafting and drawing tables and where a wide area of illumination is needed. High quality, powerful LEDs enable you to differentiate each shade, see delicate details clearly and reduce eye strain. Adjust brightness with the 2-step touch dimmer while the free motion, uncovered joints direct light exactly where you need it.

#### FEATURES

- 2 brightness levels
- Wide shade for an even spread of light over a very large area
- Colour temperature: 6,000K

#### ACCESSORIES AVAILABLE

- Professional Table Base (52080)
- Professional Floorstand (53060)



1,320  
LUMENS




15W ENERGY  
CONSUMPTION



3,800 LUX  
AT 30CM



25,000 LED  
LIFE HOURS



Ultra-wide shade  
for large areas



Adjustable head  
and arm



Space saving  
table clamp

# Luminos™

## TASK LAMP

(35600)

**One of the brightest Daylight lamps, offering an exceptionally wide spread and output of light**

Ideal for illuminating large areas such as art workbenches, the Luminos' ergonomic design and covered free motion joints allow you to effortlessly position and angle the shade exactly where needed. Easy to set up, the compact base enables minimal table space to be taken up by this robust lamp. With exceptional reach, brightness and resistance, see colors accurately with this high quality light.

### FEATURES

- Multi-position head to direct the light where needed
- Ultra wide shade for an even spread of light over a very large area
- Free motion head and long arm for perfect positioning
- 3 brightness levels
- Colour temperature: 6,000K

### ACCESSORIES AVAILABLE

- Professional Table Base (52080)
- Professional Floorstand (53060)



1,320  
LUMENS



15W ENERGY  
CONSUMPTION



3,800 LUX  
AT 30CM



25,000 LED  
LIFE HOURS

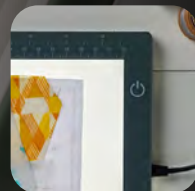




LEDs give an even and brilliant brightness



Slim and lightweight design



Continuous touch dimmer with memory function

# Lightboxes™

WAFER 1  
(35040)

WAFER 2  
(35030)

WAFER 3  
(35020)

**Ultra bright, ultra slim and ultra light, the Daylight Wafer Lightbox is your must-have tool for tracing, papercraft and quilting**

Wafer lightboxes are available in three size options. Lit with high quality LEDs for an even brightness from edge to edge. Dim the light to suit your paper weight and fabric thickness and enjoy the handy marking guide displaying inches and centimeters on the sides of the light.

## FEATURES

- 0.8cm thick
- Daylight light source provides true colour matching
- LEDs give an even brightness
- Fully dimmable with memory function

### Wafer 1 (35040):

Standard A4 size with an illuminated area of: 23cm x 32cm



430 LUMENS



9.5W ENERGY CONSUMPTION



8,500 LUX ON SURFACE



25,000 LED LIFE HOURS

### Wafer 2 (35030):

Standard A3 size with an illuminated area of: 44cm x 32cm

640 LUMENS

12W ENERGY CONSUMPTION

7,000 LUX ON SURFACE

25,000 LED LIFE HOURS

### Wafer 3 (35020):

Standard A2 size with an illuminated area of: 60cm x 46cm

830 LUMENS

16W ENERGY CONSUMPTION

5,000 LUX ON SURFACE

25,000 LED LIFE HOURS



# Electra™

## FLOOR LAMP

(35231)



### Change colour temperature at the touch of a button with the satin black Electra

Unobtrusive, flexible and easy to use, the beautiful black satin Electra is easy to position so you can carry out your work in comfort, perfect for tattoo artists. The anti-glare shade ensures that the light will be directed to your task at hand without disturbing anyone else in the room. Simply change the colour temperature to cool light or warm light to create a relaxing atmosphere.

#### FEATURES

- Beautiful black satin finish floor lamp
- Choice of 3 colour temperatures- Daylight 6,000K, Cool light 4,000K, or Warm light 2,700K
- Slim and unobtrusive design
- Flexible arm and rotating shade for perfect positioning
- Easily adjust the bright and wide spread of light using the tactile continuous dimmer switch
- Anti-glare shade ensures light is directed away from your eyes and focused where you want it
- 95+ CRI for exceptional clarity and accurate colours at any time of day or night

#### ACCESSORIES AVAILABLE

- Magnifying Arm (91707)



800  
LUMENS



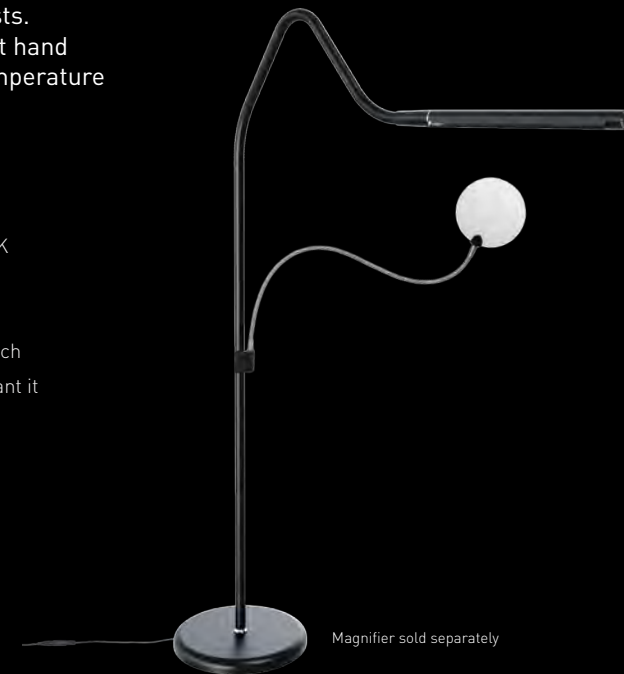
13W ENERGY  
CONSUMPTION



3,000 LUX  
AT 30CM



25,000 LED  
LIFE HOURS



Magnifier sold separately





Easy Twist Shade™  
for accurate light  
positioning



Lightweight, foldable  
& compact



3 brightness levels

# Twist 2 Go™

RECHARGEABLE LAMP

(35090)



## Portable and rechargeable, illuminate your space wherever you are

With up to 8 hours of consistent and continuous brightness, the rechargeable Twist 2 Go lamp is easy to grip and carry around. The daylight LEDs provide high contrast and accurate colour matching, making it easier and less tiring to sew, read, and carry out everyday tasks. The Easy Twist Shade™ shade allows the light to be positioned exactly where you need it.

### FEATURES

- Rechargeable lamp with up to 8 hours of consistent and continuous brightness
- Daylight 6,000K and 95+ CRI to see colours accurately
- Battery power level indicator
- USB adaptor and cable included
- Weight: 1kg



350  
LUMENS



5W ENERGY  
CONSUMPTION



1,500 LUX  
AT 30CM



25,000 LED  
LIFE HOURS

# MAG Lamp S™

MAGNIFIER

(N1200)

## Aesthetically and ergonomically designed for detailed tasks

With a modern and aesthetically pleasing design, the MAG Lamp S is your ideal companion for carrying out detailed and intricate work while preventing eyestrain. With 2 brightness levels, a 13cm glass lens with 3 diopter (1.75X) magnification and adjustable spring arm, you can position this magnifier exactly where you need it and choose the most suitable brightness setting for your task at hand.

### FEATURES

- Modern and attractive slim design
- Bright daylight LEDs
- 2 brightness levels
- Maximum reach 110cm

### ACCESSORIES AVAILABLE

- Professional Table Base (52080)
- Professional Floorstand (53060)



Easily adjustable  
spring arm



13cm glass lens with 3  
diopter (1.75X) magnification



Space saving  
table clamp



406  
LUMENS



12W ENERGY  
CONSUMPTION



5,300 LUX  
AT 15CM



25,000 LED  
LIFE HOURS



# Halo Go™

RECHARGEABLE MAGNIFIER  
(25201)

**No need for a power source, use your Halo Go wherever you are**

With a full charge, the USB rechargeable battery provides up to 8 hours of continuous brightness and uniform lighting. Carry this compact companion and use it anywhere thanks to its foldable design and lens cover. Focus on the finest details with 5 diopter (2.25X) magnification and a 12 diopter (4.0X) inset lens. No power source needed.

## FEATURES

- Rechargeable lamp with up to 8 hours of consistent and continuous brightness
- Daylight 6,000K
- 2 brightness levels
- 9cm diameter lens
- Battery level indicator
- USB adapter and cable included
- Weight: 0.75kg



315  
LUMENS



6W ENERGY  
CONSUMPTION



4,000 LUX  
AT 15CM




25,000 LED  
LIFE HOURS



Compact design  
folds flat



5 diopter (2.25X)  
magnification lens



2 brightness levels

# DuoLamps™

CLAMP  
(N1510)

TABLE  
(N1520)

FLOOR  
(N1530)

## Twice the light for your treatments

With two light sources, the DuoLamp fully illuminates the workspace of health and beauty professionals, providing bright, evenly distributed light for a variety of treatments. Our lighting is designed to be as close to natural light as possible, so you can be confident that you can see every detail and provide the best treatment possible. Choose from either a floor, desk, or clamp base to best suit your needs.

### FEATURES

- Two independent shades for double the light output
- 4-step individual touch dimmer
- Daylight 6,000K
- Flexible arm



700  
LUMENS




10W ENERGY  
CONSUMPTION  
(13.5W FOR THE  
N1530)



2,090 LUX  
AT 30CM




25,000 LED  
LIFE HOURS



Dual shade increases  
the illuminated  
workspace



Flat & stable base



56 high quality bright  
LEDs provide accurate  
colour matching





Battery charge level  
indicator lights



3-step brightness  
dimmer



Supplied with  
USB cable

# Smart Go™

RECHARGEABLE LAMP  
(N1370)



## Lightweight lighting to make your work shine bright

Eliminate extra wires on your table, travel without carrying heavy lighting, and see colours clearly and accurately with the Smart Go Rechargeable Lamp. Portable, lightweight, and rechargeable. Reduce eye strain and bring a touch of luxury to your creative process with the stylish satin gold finish. Recharge the Smart Go with the supplied cable and any USB output.

### FEATURES

- Lightweight and portable
- Elegant and aesthetically pleasing design
- Unobtrusive outline that doesn't take up space on your desk or side table
- 95+ CRI to provide true colour matching and better contrast
- Up to 6 hours battery run time
- USB cable included
- Charge time: 7.5 hours



120  
LUMENS



5W ENERGY  
CONSUMPTION




630 LUX  
AT 30CM



25,000 LED  
LIFE HOURS





Battery power level indicator



Supplied with carry case



Fully adjustable arm and rotating shade

# Foldi Go™

RECHARGEABLE TABLE LAMP

(35050)

**No plug sockets? No problem. For sturdy, sizeable and adjustable lighting wherever you are, simply fold and go**

Supplied with a padded, protective carry case, the rechargeable Foldi Go can easily be carried around without weighing down your bag or kit and extends to be a full-size desk lamp. Perfect for mobile nail technicians and beauty procedures. Enhance your creations and capture the magic in your work with the Foldi Go.

## FEATURES

- Rechargeable 'full size' desk lamp supplied with compact carry case
- Up to 8 hours of consistent and continuous brightness
- Long reach, fully adjustable arm and rotatable shade
- Monitor the charge level at a glance with the battery power level indicator
- High quality daylight LEDs with choice of 4 brightness levels
- 95+ CRI to see colours accurately at any time of day or night
- Ideal for moving around the house or using on the go



340 LUMENS



5W ENERGY CONSUMPTION



1,300 LUX AT 30CM



25,000 LED LIFE HOURS





# Magnificent Pro™

3-IN-1 MAGNIFYING LAMP  
(25090)



**This adaptable magnifying lamp is ideal for all types of detailed work**

The 3-in-1 versatility of the Magnificent Pro allows it to be used as a Floor Magnifying Lamp, a Table Magnifying Lamp and a Task Lamp. Its large 13cm (1.75X) semi-rimless magnifying lens gives you a clear view of your work and the magnetically attached cover transforms the magnifier into an elegant task lamp. The daylight LEDs provide high contrast and accurate colour matching, making it easier and less tiring to work while seeing detail clearly.

## FEATURES

- 3-in-1 Magnifying Lamp: Floor Magnifier, Table Magnifier and Task Lamp
- Magnetically attached lens cover
- 3 diopter (1.75X) semi-rimless magnifying lens
- Large 13cm diameter lens
- Daylight 6,000K and 95+ CRI to see colours accurately
- 3 brightness levels so you can adjust the brightness to your task at hand
- Flexible arm directs the magnifier head exactly where you need it



1,065  
LUMENS



13W ENERGY  
CONSUMPTION



3,000 LUX  
AT 30CM



25,000 LED  
LIFE HOURS




Daylight LEDs  
provide true colour  
matching



Large 13cm (1.75X)  
semi-rimless lens



Magnetic lens cover



Adjustable arms



Large 16.5cm diameter shade



Continuous dimmer switch

# Tricolor™

TABLE LAMP  
(45200)



## Exceptionally modern design and easy to operate with choice of colour temperature

With adjustable brightness and colour temperature, find the best settings to suit you. The exceptionally designed Tricolor lamp is easy to operate and easy on the eyes. Its large 6.5" diameter shade enables an exceptional spread of light and the brightness can be adjusted using the bold and tactile dimmer switch. Perfect for use on your drawing table or workbench, by your bedside or in the kitchen or dining room, so you can create comfortably anywhere around your home. The anti-glare shade ensures that the light will be directed to your task at hand without disturbing anyone else in the room. When you've finished working in high quality daylight, simply change the colour temperature to cool light or warm light to create a relaxing atmosphere.

### FEATURES

- Choice of Daylight 6,000K, Cool light 4,000K and Warm light 2,700K
- 95+ CRI to see colours accurately at any time of day or night
- Bold, visible and tactile switches
- Adjustable arms and shade allow perfect positioning
- Evenly diffused light eliminates shadows



1,000  
LUMENS



14.5W ENERGY  
CONSUMPTION



3,500 LUX  
AT 30CM



25,000 LED  
LIFE HOURS





# TriSun™

## LIGHT THERAPY & DESK LAMP

(36201)



**Effortlessly alternate between light therapy mode and task lamp mode along with choice of colour temperature**

The highly functional TriSun can be customised to your needs; simply adjust the brightness level and colour temperature to your liking, move the arm and shade into the perfect position, and charge your phone whenever needed using the built-in USB port. With a large 16.5cm diameter shade, you can be sure of an exceptional light quality and shadow-free, evenly diffused light. The daylight LEDs that provide high contrast and accurate colour matching. Ideal for light therapy, office and desk work, morning routines, video calls, content creation and reading.

### FEATURES

- SAD lamp & desk lamp with 3 colour temperature options
- Effortlessly alternate between light therapy mode and desk lamp mode
- Choice of Daylight 6,000K, Cool light 4,000K and Warm light 2,700K in both modes
- Tested to Medical Safety Standard EN/IEC 60601-1
- Light therapy mode: 10,000 lux at 15cm with automatic 30 minute off timer
- Easily adjust the brightness level with the tactile dimmer switch
- Large 16.5cm diameter shade enables exceptional illumination and spread of light
- Adjustable arm and shade for perfect positioning
- 95+ CRI provides optimum light therapy & ensures accurate colour matching

1,000  
LUMENS14W ENERGY  
CONSUMPTION10,000 LUX  
AT 15CM25,000 LED  
LIFE HOURS3 colour  
temperatures

Built-in USB port


Large 16.5cm  
diameter shade



Second panel for  
light therapy



Easy Twist Shade™ for  
accurate light positioning



Stable base

# TwoSun™

LIGHT THERAPY & TASK LAMP  
(36201)



## Effortlessly alternate between light therapy mode and task lamp mode

When you're not using the TwoSun as an SAD light, it's ideal for illuminating your space and reducing eyestrain during beauty treatments. The Easy Twist Shade™ allows the light to be positioned and directed exactly where you need it while the brightness can be adjusted using the tactile 3-step dimmer button. The daylight LEDs provide high contrast and accurate colour matching. Ideal for light therapy, morning routines, everyday tasks, desk work and reading.

### FEATURES

- Lightweight and portable SAD light and task lamp
- Tested to Medical Safety Standard EN/IEC 60601-1
- Easily alternate between light therapy mode and task lamp mode
- Light therapy mode: 10,000 lux at 10cm with automatic 30 minute off timer
- Easily adjust the brightness level with the 3-step dimmer button
- 95+ CRI provides optimum light therapy & ensures accurate colour matching
- Light, portable and ergonomically designed to be easily carried with one hand



800  
LUMENS



13W ENERGY  
CONSUMPTION



10,000 LUX  
AT 10CM



25,000 LED  
LIFE HOURS








Elegant stable  
floor base



Flexible joints for  
perfect positioning



Aluminium shade with  
full length diffuser

# Slimline™

## TABLE LAMP (35108)

### Your new best friend for dazzlingly detailed nail designs

This sleek and stylish lamp is a favourite with manicurists and pedicurists worldwide. Create enviable and intricate nail art with Slimline's bright light, flexible design and long reach, allowing for clear, even light distribution across an increased area.

#### FEATURES

- 4 brightness level 3,000 - 2,000 - 1,500 - 750 Lux
- Colour temperature: 6,000K
- Maximum reach: 73cm
- Cable length 2.4m

#### ACCESSORIES AVAILABLE

- Slimline Table Base (52107)
- Magnifying Arm (91707)



1,065  
LUMENS



13W ENERGY  
CONSUMPTION



3,000 LUX  
AT 30CM



25,000 LED  
LIFE HOURS


## FLOOR LAMP (35118)

### The perfect blend of functionality, ergonomics and an unrivaled quality of light

Adapt brightness to your task with the four-step dimmer while flexible joints allow for accurate positioning. Elegant and durable, the Slimline Floor allows you to work for extended periods with clarity and comfort.

#### ACCESSORIES AVAILABLE

- Magnifying Arm (91707)



Magnifier sold separately



5.5cm lens -  
Magnification 8D  
(3.0X)



3 bright LEDs



Wrist strap included

# YoYo™

MAGNIFIER  
(N1350)

**Petite and portable, this compact companion is perfect for nails on the go**

With an 8 diopter (3X) magnification lens and 3 bright daylight LEDs, the YoYo Magnifier can be easily transported for detailed work and accurate colour tone differentiation.

## FEATURES

- Compact foldable pocket LED magnifier
- 5.5cm lens - Magnification 8D (3.0X)
- Ideal to use when out and about
- Requires 3 x AAA batteries *(not included)*



12  
LUMENS



0.3W ENERGY  
CONSUMPTION




380 LUX  
AT 15CM



25,000 LED  
LIFE HOURS







Ray Technology™



Ambient light



Adjustable shade height

# Cometa™

TABLE  
(35651)

FLOOR  
(35851)



## A light range unlike any other

With an elegant and contemporary design, Cometa Table emits a focused task light as well as a warm ambient light. The task light utilises our innovative Ray Technology™ which enables light to be directed forward without angling the lamp so you can craft or read without disturbing anyone else in the room. Choose colour temperature when using the task light and add ambience to your room with the soft glow from the illuminating shade.

### FEATURES

- Eliminate glare and prevent shadows with our innovative Ray Technology™
- Choose from 2 colour temperatures when using the task light - daylight (6,000K) and warm light (2,700K) - perfect for reading and detailed tasks or enjoying a softer light
- Add ambience to your room with the soft glow from the illuminating shade
- Variable brightness for the perfect light intensity
- Daylight LEDs with 95+ CRI enable you to see colours perfectly at any time of day or night
- **Cometa Table (35651):** Built-in USB port enables convenient charging of your phone and other devices
- **Cometa Floor (35851):** Effortlessly position the light where you need it by rotating the base



800  
LUMENS



22W ENERGY  
CONSUMPTION



7,000 LUX  
AT 30CM



25,000 LED  
LIFE HOURS



## Slimline Table Base

[52107]

**This elegant Table Base is designed to compliment the Slimline Table Lamp**

With the same brushed steel finish, this is an ideal accessory to enable the Slimline Table Lamp to be moved away from the table edge and placed where required. It is also useful when the lamp cannot be attached to a table with its clamp. This base is not compatible when the Magnifying (91707) is attached to the Slimline Table Lamp [35108].

### COMPATIBLE WITH

- Slimline™ Table Lamp [35108]



## Magnifying Arm


[91707]

**Turn your Slimline or Electra into a magnifier**

Clip this magnifying arm onto the Slimline or Electra pole for a sturdy tool when creating detailed work. The 13cm diameter rimless lens with 3 diopter (1.75X) magnification and its flexible arm allows for easy positioning.

### COMPATIBLE WITH

- Slimline™ Table Lamp [35108]
- Slimline™ Floor Lamp [35118]
- Electra™ Floor Lamp [35231]



## Professional Floorstand


[53060]

**High quality 5 spoke floorstand**

A unique and robust design enhances stability and supports the heaviest Daylight lamps and magnifiers. Easy to assemble, the floorstand glides smoothly across any surface.

### COMPATIBLE WITH

- MAG Lamp S™ Magnifier [N1200]
- MAG Lamp XL™ Magnifier [N1300]
- Lumi™ Task Lamp [35500]
- iQ™ Magnifier [25100]
- Omega™ 7 Magnifier [25130]
- Omega™ 5 Magnifier [25110]



## Professional Table Base

[52080]

**This heavy duty table base supports all Daylight lamps and magnifiers**

Easy to assemble, this durable table base enhances stability and supports the heaviest Daylight products.

### COMPATIBLE WITH

- MAG Lamp S™ Magnifier [N1200]
- MAG Lamp XL™ Magnifier [N1300]
- Lumi™ Task Lamp [35500]
- iQ™ Magnifier [25100]
- Omega™ 7 Magnifier [25130]
- Omega™ 5 Magnifier [25110]





# Customer Support

Our customers are at the heart of what we do and our dedicated Customer Service team is here to answer any questions you may have as rapidly as possible. We love hearing from our customers and learning about their experiences with our products so don't hesitate to get in touch with us. We look forward to hearing from you.



## GUARANTEE

We aim to provide the highest quality products that exceed our customers' expectations. All Daylight products are guaranteed against manufacturing faults for 2 years from the date of purchase.

**For full terms and conditions visit: [daylightcompany.com/terms-conditions](https://daylightcompany.com/terms-conditions)**

The Daylight Company Ltd. reserves the right to modify or change any of the specifications listed without prior notice.  
Copyright © The Daylight Company Ltd. 2023

# soundlight

Tageslichtleuchten - Ihren Augen zuliebe

soundlight Andi Kocher

Vogesenstr. 58

CH-4106 Therwil

[www.daylight-leuchten.ch](http://www.daylight-leuchten.ch)

Tel/Fax +41 61 75 113 75

Mobil +41 79 674 78 33

[verkauf@soundlight-kocher.ch](mailto:verkauf@soundlight-kocher.ch)



AG202307 UK

  
daylight  
when light matters